



S.D. Public School
Summer Holidays Homework
Class III (Session 2023-24)



Dear Parents,

Vacation is a welcome break! So why not utilize this golden period for family reunion and reiterate your family ties with your kids and relatives. Gear up and utilize your time in the best possible manner. Go ahead with some unique fun activities with your kids. Let's cheer for the 3R's- Rejuvenation, Relaxation and Rebonding!



'Summers are fun'

The wonderful activities of Summer,

Surfing and swimming

Playing in the Sun,

And Oh the wonderful foods of Summer

Shakes and Ice-creams,

We've barely begun.

Yet, the most wonderful things of summer

Are family and friends

Having lots of fun.

GUIDELINES FOR HOLIDAY HOMEWORK



Label your Holiday Homework and submit it in a handmade folder, put in an eco-friendly paper bag. Revise the syllabus for all the subjects done till the month of May.

Here are few tips for you to follow –

- Play simple games like Scrabble, Chess, Atlas, Word building.
- Assign a permanent workplace and a work-time. This brings in discipline in your life.
- Inculcate good manners – 4 magic words 'Please, Thank you, Excuse me, Sorry' – Use them and see the difference.
- Help your mother to keep the house clean. Do small household jobs like dusting, watering the plants, laying dinner table and so on.
- Go out for morning walk, talk about things you see around.
- Practice tying your skate laces.
- Keep your room clean and well organized.
- Take up yoga or any other form of healthy activity.
- Always speak in English with your family members and friends.

Most importantly, we have to remain safe and we can do so by following some thumb rules like :

- ❖ **Wash your hands with soap and water for 20 seconds.**
- ❖ **Covering your mouth when you cough.**
- ❖ **Drink a lots of water**
- ❖ **Have regular baths or showers.**
- ❖ **Brushing and flossing your teeth.**



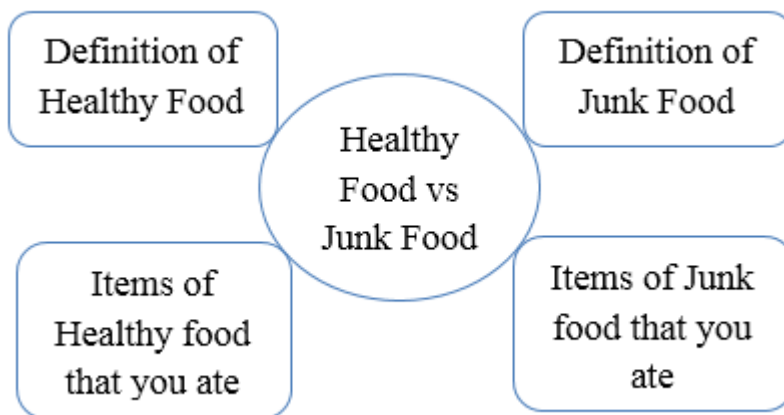


ACTIVITY TIME

1. Write a paragraph on HEALTHY FOOD VS JUNK FOOD. Do it on an A4 size sheet.
Make it attractive by pasting or drawing pictures of healthy and junk food.

Take the following points into consideration.

- For the first 15 days, mention the food you ate in the format given.



- Make the format on an A4 size sheet.
- After 15 days, write a paragraph considering the following points.
 - What are healthy foods?
 - What are junk foods?
 - Harmful effects of junk food.

2. Do ANY ONE of your choice!

- > Prepare a beautiful collage on Singular - Plural.
- > Prepare cutouts of Countable and Uncountable nouns using A-3 size sheet.
- > Puzzle game (on an A3 sheet) on Antonyms.



3. Make a poster on A3 sheet on any one of the following topics-

- Life on land
- Life below water
- Good health & well being

(A sample template is shared for your reference)

4. Make a word train of ten words in your English notebook and also paste suitable pictures.

For e.g.

(Kangaroo-----ox-----x) You can take any word to start.



5. Make or draw a collage of pictures of different festivals celebrated in Andaman and Nicobar Islands and Lakshadweep. Describe any one festival.

(Do this work on A-4 sized sheet)

WRITING TIME

Do one page of cursive writing from the newspaper twice a week in a separate notebook.



READING TIME

Reading story books enhances language and vocabulary.

Read the story book “Treasure of Tales” and make a vocabulary booklet.



1. यू०टी०- 1 का पाठ्यक्रम याद करो।
2. आपने घर में किस – किसकी मदद की और कैसे - अपनी हिंदी कॉपी में लिखिए तथा चित्र खींचकर चिपकाइए।
3. अपनी हिंदी कॉपी में कोई सुंदर सा चित्र बनाकर या चिपकाकर उससे संबंधित कहानी लिखो।
4. एक ग्रीटिंग कार्ड बनाए तथा उसके अंदर सुंदर-सुंदर सी 4 पंक्तियों की एक कविता लिखें।
(विषय - भूमि पर जीवन)
5. आपने पूरे सप्ताह कौन-कौन सा पौष्टिक भोजन खाया उसकी तालिका अपनी हिंदी कॉपी में बनाइए तथा उसका चित्र चिपकाए।
6. छुट्टियों में आप जहाँ घूमने गए वहाँ के चित्र अपनी हिंदी कॉपी में चिपकाकर अपना अनुभव लिखिए और यदि आप कहीं नहीं गए तो आपने घर में रहकर क्या – क्या मजेदार गतिविधियाँ कीं।
7. हिंदी की अखबार से एक गद्यांश काटकर अपनी हिंदी कॉपी में चिपकाइए तथा उसमें आए संज्ञा शब्द लिखिए।
8. अंडमान – निकोबार के यातायात के साधनों के चित्र चिपकाकर उनके बारे में पाँच वाक्य लिखिए। (A- 4 शीट)

यू०टी० -1 का पाठ्यक्रम

पाठ - 7 (संपूर्ण)

पाठ - 1 (मौखिक)

व्याकरण - पाठ - 1 , 2 , 3 अपठित गद्यांश





Note Do the Q1- Q8 of Maths Holidays Homework on this sheet only*

1. Revise all the syllabus done so far in the class.
2. Learn and write multiplication tables from 1 to 12 in the following grid. Observe the patterns observed by you after filling the grid. Colour them beautifully.



multiplication grid



X	1	2	3	4	5	6	7	8	9	10	11	12
1	1						7			10	11	
2					10							24
3				12		18		24				
4	4	8					28					
5				20							55	
6		12				36			54			72
7				28				56				
8	8		24									
9		18								90		
10	10			40		60			90			
11				44			77					132
12	12		36			72			108		132	

Q1. Subtract the given numbers and match the butterflies with the right flowers.



a. $98 - 88$



b. $55 - 0$




c. $67 - 67$



d. $100 - 1$



e. $77 - 63$



i. 0



ii. 99



iii. 55








iv. 10



v. 14

Q2. Study the picture of geometrical man and complete the table.




Figures	Number of Times Used
	
	
	
	

Q3. Colour the picture according to the given colour codes.




Green




Red



Blue



Yellow



Q4. Solve the following crossword puzzle using the given clues.

Across

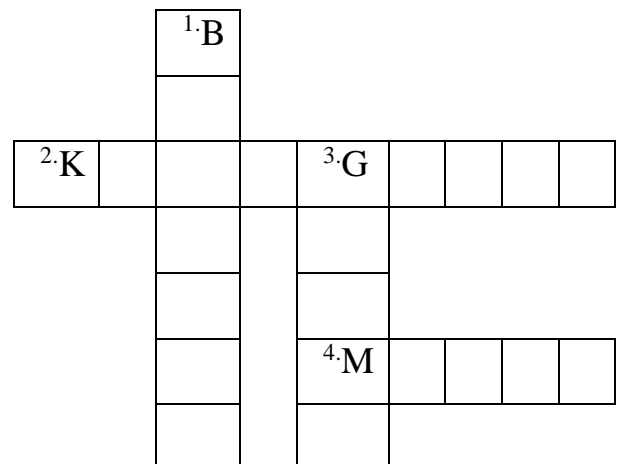
2. We measure heavy objects in _____

4. The standard unit of length is _____









Down

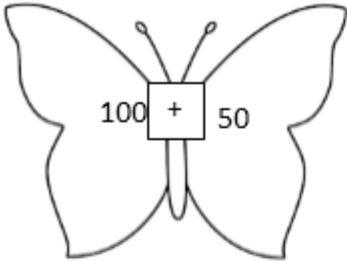
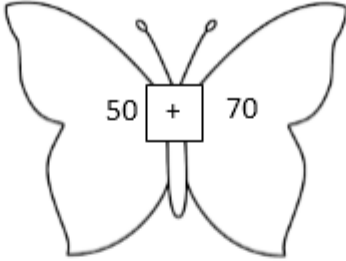
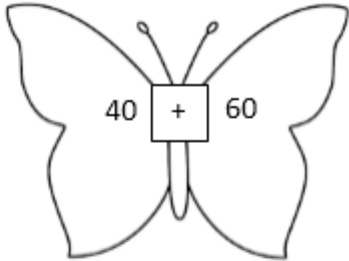
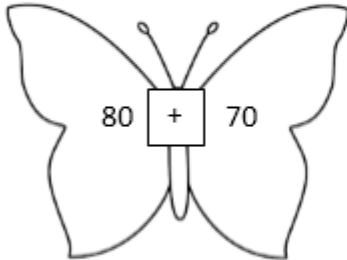
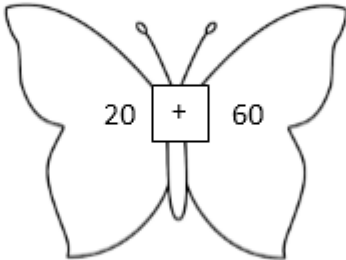
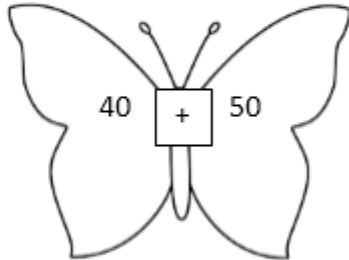
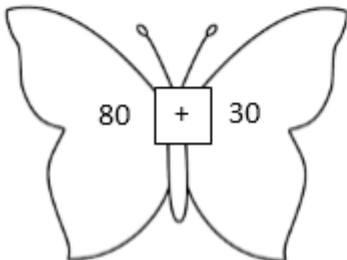
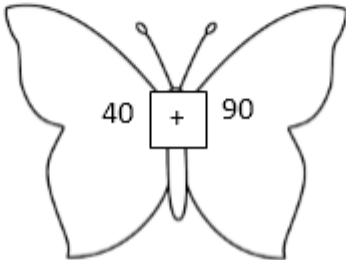
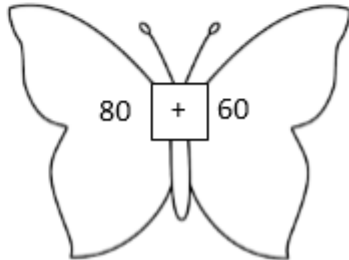
1. A shopkeeper has a simple _____ to measure weight.

3. Smaller objects are measured in _____



Q5. Add the numbers in the butterflies given below and colour them according to the colour code of the sum..

80		90		100		110	
120		130		140		150	

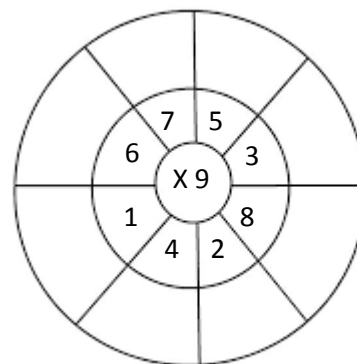
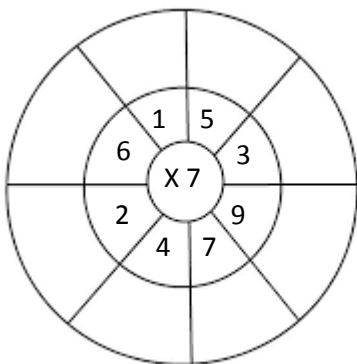
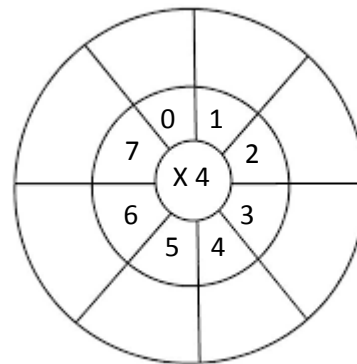
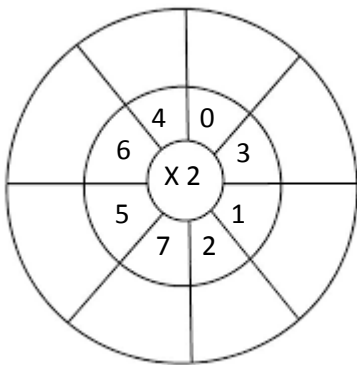
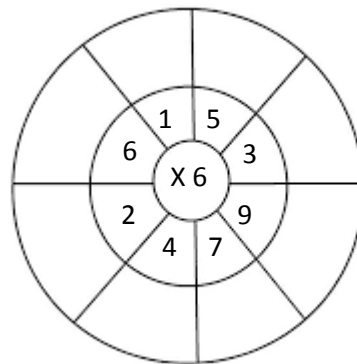
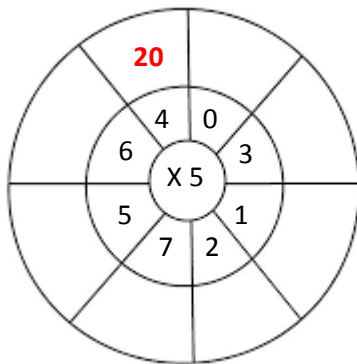
1. 
2. 
3. 
4. 
5. 
6. 
7. 
8. 
9. 

Q6. Look at the picture given below and fill in the blanks.

- _____ is the first in the queue.
- Sonu is _____ in the queue.
- Rita is _____ in the queue.
- _____ is the second in the queue.
- Ahmad is _____ in the queue.



Q7. Complete the following multiplication wheels. One has been done for you.



Q8: Add the following numbers and observe whether the sum is odd or even.

Even numbers can be paired up.



☐ **Odd**

☒ **Even**

Odd numbers have 1 number leftover from the pairs.

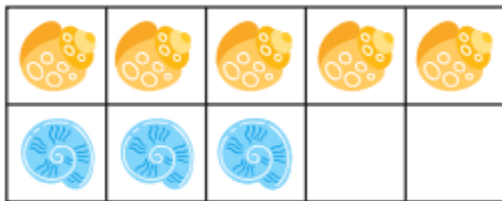


☒ **Odd**

☐ **Even**

Is the sum even or odd? Check the correct answer.

$5+3$



☐ **Odd**

☐ **Even**


$6+1$



☐ **Odd**

☐ **Even**

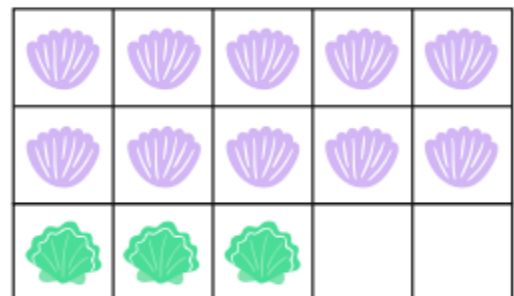
$12+2$



☐ **Odd**

☐ **Even**

$10+3$



☐ **Odd**


☐ **Even**

Project Work

TASK 1 (Roll No-1-10)

Write the product for each problem and colour them as per the instructions given below:

Present your work beautifully on an A4 size sheet.



10-Yellow 4-Pink 12-Green
6-Sky Blue 8-Brown 18-Orange
16-Violet 20-Gray

TASK 2 (Roll No 11-20)

Find out the number of players in one team in the following games.

Draw the smilies as per the number written by you. One is done for you.

Present your work beautifully on an A4 size sheet.

Game	Number of players in one team	Pictures
Cricket	11	          
Hockey		
Basketball		
Football		
Table Tennis		
Kabaddi		
Kho-kho		
Baseball		
Badminton (Doubles)		

What is your favourite indoor and outdoor game? _____

TASK 3 (Roll No 21-30)

Observe the picture of traditional house of Andaman and Nicobar Islands given below. Cut the picture. Paste it on an A- 4 sized coloured sheet of paper. Explain the geometrical shapes observed by you in it. Present your work beautifully in the form of following table.

[illegible]

TASK 4 (Roll No 31 onwards)




Rupee (₹) is an Indian currency. Dollar(\$) is a USA currency. Make a table of 5 different countries and their respective currencies. Collect pictures of currencies and paste in the table on an A- 4 sized coloured sheet of paper. Also write the value of Indian currency equivalent to unit foreign currency of the foreign country chosen by you.

Foreign Country	Currency	Picture	Value of Indian currency equivalent to unit foreign currency

There are some countries where the value of their currencies is less than Indian currency. Can you name any such country? _____

TASK 5 (For all students)


Make any one colourful number/ mathematical symbols like addition, subtraction, multiplication, division etc./mathematical shape like square, circle, rectangle, triangle etc. on an A3-sized sheet. It must be in the form of some living organism. Decorate it beautifully and cut it along its border. Some samples are here for your reference.





Task-I -

The year 2023 has been declared as the International Year of Millets. Millets are one of the healthiest foods on the planet. Millets are storehouse of micronutrients, vitamins and minerals. Find out 10 millets grown in India. Write their English and Hindi names and paste the millets in a creative manner on an A3 size sheet. Make one dish using millets and enjoy with your family members. Also find out a place in Delhi where dishes made of millets is served.



Task-II-

A house is our HOME SWEET HOME. Make a model on different types of houses- Kutch/pucca house. Choose any one. Take the things easily available at home to give a perfect finish to your model. Here are the hints with the picture and the video link

https://www.youtube.com/watch?v=3nBnE_th7jI



Task-III-

Roll No. 1 to 20- Collect the information about the plants found in Andaman and Nicobar Islands. Make a beautiful collage on A3 size sheet and write some facts about these plants.



Roll No. 21 onwards - Collect the information about the animals found in Andaman and Nicobar Islands. Make a beautiful collage on A3 size sheet and write some facts about these animals.

Task- IV- (For all students)

Do some activities during the summer break on Go Sharpener Portal. Id and Password has been shared by your class teacher. Complete the tasks and upload the pictures on the portal while doing the activities.

Suggestive Activities:

- Feeding Stray Animals with food, milk and water
- Planting a sapling
- Watering the roadside plants/ in house plants etc
- Making bird feeders
- Creating your own reusable bag using old T-shirt, skirt, jeans etc.
- Writing Self composed poem on Indian trees, shrubs and medicinal herbs.
- Use the daily report feature to report and record the activities performed in your **'Impact Profile.'**

Explore the links given below:-

Link for Online GK Quiz-

<https://playquiz2win.com/quiz/gk-for-kids/gk-set-class3to5.php>

Link for exploring Mother Nature-

<https://bit.ly/2HENbHJ> , <https://youtu.be/V0lQ3ljl40>



ART AND CRAFT HOLIDAYS HOMEWORK

The students need to attempt following activities during summer vacations

Landscape (corrugated sheet impression activity)	Pg 17
Flower vase (air blow painting)	Pg 18
Owl (pencil shaving activity)	Pg 22
Octopus (cotton impression)	Pg 16
Assessment activity (at the end of the book)	



COMPUTERS HOLIDAYS HOMEWORK

Create a chart on A3 size Sheet or in Paint (Any designing software) about input, output and processing devices . Click the picture of the same and upload on the link given below.

<https://forms.gle/pTebSZF83a5vicrW9>

Enjoy your summer vacations !!!!

May God protect you all from every evil and bless you with sound health and bundle of joyful moments. I hope to see you all ever smiling after summer break.

Blessings and regards!

Class Teacher

